



**Texas Bandmasters Association
Convention/Clinic July 20-22, 2023**

**Click Tracks for Score Study (B.Y.O.D. -
Bring Your Own Device!)**

**CLINICIAN:
Albert Vela III**

Click Tracks for Score Study
Texas Bandmasters Association Clinic and Convention
Friday July 21st, 2023
3:30pm - CC207

Making Your First Click Track

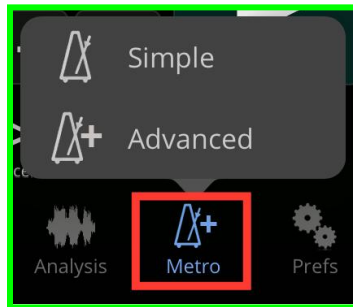
By: Albert Vela III
Albert@tonalenergy.com

Stop by booth #1117 to say “Hello” to the TonalEnergy Team!

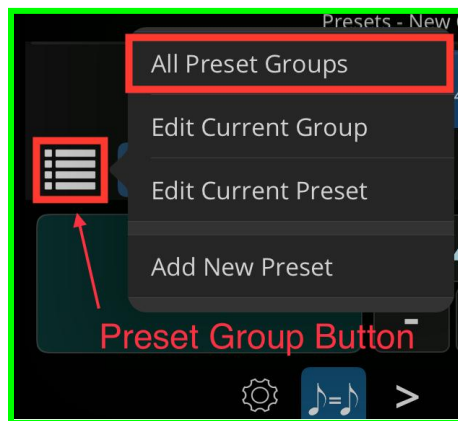
Follow these simple, easy to follow steps to creating your OWN click track/ preset group in TonalEnergy

Fun Fact - a “click track” is a way of “presetting” tempos. A click track is a bunch of preset tempos!

1. Open TonalEnergy and go to the Metronome Tab. If you are not in ADVANCED MET, tap the “Metro” tab again and tap “Advanced”

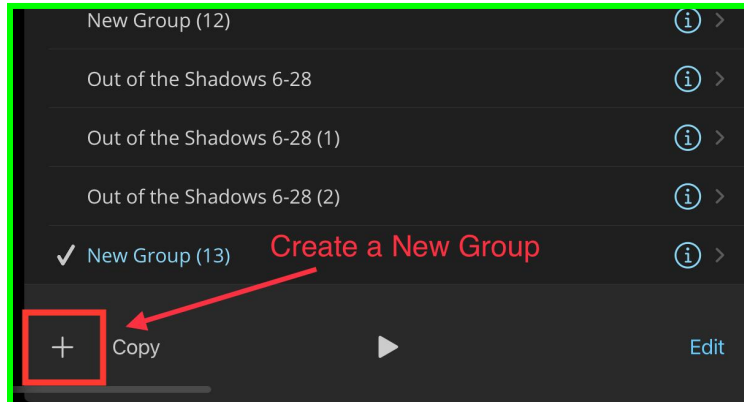


2. Tap the PRESET BUTTON and select “All Preset Groups”



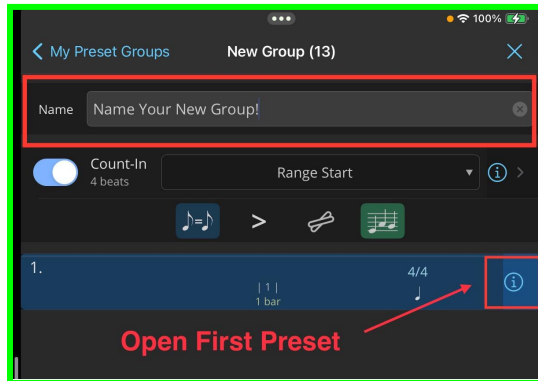
3. Tap the “+” button in the bottom left corner of the preset group page

Click Tracks for Score Study
Texas Bandmasters Association Clinic and Convention
Friday July 21st, 2023
3:30pm - CC207

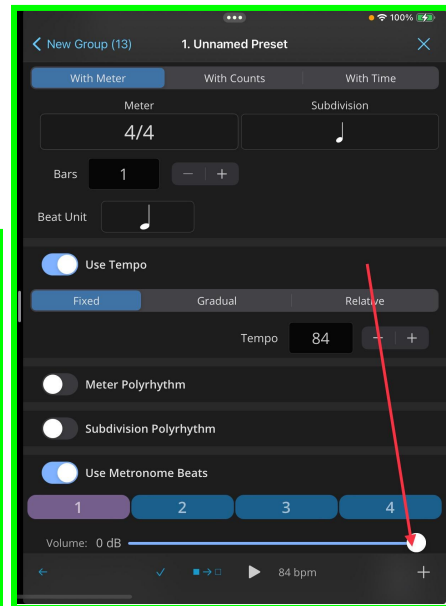


a.

4. Edit the name of your group - then preset "return" or "enter". Tap the "i" in the FIRST preset and edit it to your needs. You can change # of measures, tempo, add drones, add voice, etc. Tap the "+" in the bottom right corner to continue adding presets



a.



5. REPEAT until you are done. Congrats!

Click Tracks for Score Study
Texas Bandmasters Association Clinic and Convention
Friday July 21st, 2023
3:30pm - CC207

Running Your First Click Track

By: Albert Vela III
Albert@tonalenergy.com

Follow these simple, easy to follow steps to running/performing your click track/preset group.

1. Go to the main met page. Your click track should already be selected.
2. Tap the “Auto Advance” button. This tells the met ADVANCE to the next preset.
3. The “loop” button allows you automatically loop preset if you choose
4. The “drone button” turns on/off the use of drones if you added them to your presets. You TECHNICALLY have 2 groups now - 1 WITHOUT drones, and 1 WITH drones!
5. The “Count-In” button allows to create a custom countin/leadin to your preset group. LONG PRESS to customize.
6. Press “Play” to run your group
7. Happy Practicing!

