



**Texas Bandmasters Association  
Convention/Clinic July 21-23, 2022**

**Band Directors Wear Many Hats: Let  
Technology Help You Manage the Load  
and Save Time**

**CLINICIAN:  
James Hargreaves**



**HENRY B. GONZALEZ CONVENTION CENTER - SAN ANTONIO, TEXAS**



## Pro-Tip:

*Download this handout from the GuideBook App and "SAVE TO" or "OPEN IN" another app to take notes on your device:*

- **My favorite apps for this purpose** (*available on Apple Devices*):
  - Notability
    - *Free for basic version. \$11.99/year for the full version*
  - Goodnotes
    - *Free for basic version. One time payment of \$7.99 for the full version*
  - Apple Notes
    - *Free. Automatically comes installed on any apple device.*

## **Where to find help for any of the topics in this presentation:**



[www.AMBandDirector.com](http://www.AMBandDirector.com)

James Hargreaves

[AMBandDirector@gmail.com](mailto:AMBandDirector@gmail.com)

# Before We Get Started

Ask Yourself ...

WHAT ARE YOUR WEAKNESSES?

WHAT ARE YOUR STRENGTHS?

Then ...

CONSIDER YOUR ABILITIES IN EACH OF THE FOLLOWING AREAS, AND

Rate your skills from **1** to **10**

1 to 3: *Least confident; highest stress.*

4 to 7: *Comfortable but still struggle at times.*

8 to 10: *Very confident; could teach this to other directors.*



**CLASSROOM  
MANAGER**



**TEACHER**



**PEDAGOG**



**PROGRAM  
MANAGER**



**CONCERT HOST**

RATE YOUR SKILLS ON THE NEXT TWO PAGES  
-OR-  
USE THE FORM LINKED BELOW:



**CONDUCTOR**

**COMPOSER /  
ARRANGER**



**VACATIONER**



**RECRUITER**

Click on the QR-code above or go to:  
[AMBandDirector.com/TBA](http://AMBandDirector.com/TBA)

YOU CAN ALSO USE THE NEXT TWO PAGES FOR REFERENCE



**COMMUNICATOR**

# CONDUCTOR



## Strengths:

- Selecting music
- Knowing your score
- Knowing your ensemble
- Hearing the score in your head (*what you want it to sound like*)
- Hearing the ensemble (*what it actually sounds like*)
- Running great rehearsals so you can pull off a GREAT PERFORMANCE

1 to 3:	4 to 7:	8 to 10:
<i>Least confident; highest stress.</i>	<i>Comfortable but still struggle at times</i>	<i>Very confident; could teach this to other directors</i>
<b>1 - 2 - 3</b>	<b>4 - 5 - 6 - 7</b>	<b>8 - 9 - 10</b>
_____	_____	_____
_____	_____	_____

1 to 3:	4 to 7:	8 to 10:
<i>Least confident; highest stress.</i>	<i>Comfortable but still struggle at times</i>	<i>Very confident; could teach this to other directors</i>
<b>1 - 2 - 3</b>	<b>4 - 5 - 6 - 7</b>	<b>8 - 9 - 10</b>
_____	_____	_____
_____	_____	_____

# PEDAGOG



## Strengths:

(Rate TWICE: Once each for your primary & non-primary instruments)

- Teaching fundamentals
- Teaching proper technique
- Identifying and fixing common repair or maintenance issues
- Helping students become masters of their instrument



# COMPOSER / ARRANGER

## Strengths:

- Writing out exercises and etudes where needed
- Adjusting music and rewriting parts for your ensemble
- Working quickly and easily with music notation software

1 to 3:	4 to 7:	8 to 10:
<i>Least confident; highest stress.</i>	<i>Comfortable but still struggle at times</i>	<i>Very confident; could teach this to other directors</i>
<b>1 - 2 - 3</b>	<b>4 - 5 - 6 - 7</b>	<b>8 - 9 - 10</b>
_____	_____	_____
_____	_____	_____

1 to 3:	4 to 7:	8 to 10:
<i>Least confident; highest stress.</i>	<i>Comfortable but still struggle at times</i>	<i>Very confident; could teach this to other directors</i>
<b>1 - 2 - 3</b>	<b>4 - 5 - 6 - 7</b>	<b>8 - 9 - 10</b>
_____	_____	_____
_____	_____	_____



# TEACHER

## Strengths:

- Planning and delivering engaging and goal-oriented lessons
- Balancing short term goals (the next concert) with long term goals (skill development)
- Working as a team with other teachers on campus
- Working with campus admin and district admin



# CLASSROOM MANAGER

## Strengths:

- Behavior management and redirection
- Implementing clearly defined rules, expectations, and consequences in a consistent and fair manner
- Creating a positive, safe, and supportive classroom environment for all students

1 to 3:	4 to 7:	8 to 10:
<i>Least confident; highest stress.</i>	<i>Comfortable but still struggle at times</i>	<i>Very confident; could teach this to other directors</i>
<b>1 - 2 - 3</b>	<b>4 - 5 - 6 - 7</b>	<b>8 - 9 - 10</b>
_____	_____	_____
_____	_____	_____



# PROGRAM MANAGER

## Strengths:

- Time management and organization
- Managing finances and inventory
- Managing staff
- Working with vendors (*Ordering the right items, in the right quantity, on time*)
- Event planning and facility reservations
- Calendar coordination and resolving scheduling conflicts
- Trip planning and bus reservations

1 to 3:	4 to 7:	8 to 10:
<i>Least confident; highest stress.</i>	<i>Comfortable but still struggle at times</i>	<i>Very confident; could teach this to other directors</i>
<b>1 - 2 - 3</b>	<b>4 - 5 - 6 - 7</b>	<b>8 - 9 - 10</b>
_____	_____	_____
_____	_____	_____

# COMMUNICATOR



## Strengths:

- Using Email efficiently and effectively
  - Responding to messages quickly
  - Communicating **REGULARLY** with parents, students, admin, and the school community
- Website usage and development
- Using branding and graphic design principles
- Presenting messages that are clear and concise, both in electronic and verbal formats

1 to 3:	4 to 7:	8 to 10:
<i>Least confident; highest stress.</i>	<i>Comfortable but still struggle at times</i>	<i>Very confident; could teach this to other directors</i>
<b>1 - 2 - 3</b>	<b>4 - 5 - 6 - 7</b>	<b>8 - 9 - 10</b>
_____	_____	_____
_____	_____	_____

# CONCERT HOST

## Strengths:

- "Before-the-concert" prep:
  - Planning your concert setups, making percussion packing lists, creating and printing concert programs
- "Day-of-concert" prep:
  - Physically setting up and breaking down all the chairs, stands, and equipment
  - Public speaking
  - Presenting your ensemble to the public

1 to 3:	4 to 7:	8 to 10:
<i>Least confident; highest stress.</i>	<i>Comfortable but still struggle at times</i>	<i>Very confident; could teach this to other directors</i>
<b>1 - 2 - 3</b>	<b>4 - 5 - 6 - 7</b>	<b>8 - 9 - 10</b>
_____	_____	_____
_____	_____	_____



# RECRUITER



## Strengths:

- Speaking with 5th graders / 8th graders about your program
- Getting kids excited about your program (putting on a show!)
- Organizing a **Recruitment Tour** to your feeder schools
- Organizing and running a **Recruitment Drive** for incoming students (*Instrument Selection Night for 5th graders / Onboarding process for 8th graders*)

1 to 3:	4 to 7:	8 to 10:
<i>Least confident; highest stress.</i>	<i>Comfortable but still struggle at times</i>	<i>Very confident; could teach this to other directors</i>
<b>1 - 2 - 3</b>	<b>4 - 5 - 6 - 7</b>	<b>8 - 9 - 10</b>
_____	_____	_____
_____	_____	_____

# VACATIONER



## Strengths:

- Taking time away from the job
- Enjoying life outside of the band hall
- Spending time with family, friends, and hobbies
- Having fun!

1 to 3:	4 to 7:	8 to 10:
<i>Least confident; highest stress.</i>	<i>Comfortable but still struggle at times</i>	<i>Very confident; could teach this to other directors</i>
<b>1 - 2 - 3</b>	<b>4 - 5 - 6 - 7</b>	<b>8 - 9 - 10</b>
_____	_____	_____
_____	_____	_____

# TODAY'S PLAN



## **1** My Philosophy & Daily Hardware Setup

- There is no shame in not knowing. Life is Learning. Embrace Curiosity!
  - "To master a new technology, you have to play with it." - Jordan Peterson
- Hardware I use:
  - Apple MacBook plugged into the projector and speaker.
  - iPad plugged into the Macbook and displayed to the kids through Quicktime.



## **2** The HATS we wear & HOW we wear them

- *BALANCE is important* - both in music and in our daily workload.
  - Evaluate your strengths and weaknesses as well as those of your staff.
  - Balance out the many tasks among your staff (*where possible*), playing to everyone's strengths so that **everything gets done** and **done well**.
  - But ... DON'T NEGLECT YOUR WEAKNESSES!
    - **Every Director on staff should strive to level up in every area, especially where they are weak.**
- You can use the idea of the "HATS WE WEAR" to help you set goals:
  - For your T-TESS Goals this school year.
  - And to frame our discussions of TECHNOLOGY.
- **NUMBER OF TECH TOOLS TO LEARN > NUMBER OF HOURS IN A DAY**
  - Focus your time and energy where it will count the most.



## **3** TECH TOOLS Walk-through

- Digital Note-Taking / Digital White Boards
- Canva / Document Creation
- Email and Website Management (Communications)
- SPREADSHEET MAGIC!!!!!!
- iDoceo (Gradebook App)
- Tonal Energy Tuner
- Other Music (and non-music) Apps



## **4** FOLLOW UP and QUESTIONS

- Pick your New FAVORITE TECH TOOL.
  - How will it help you balance the load and save time?
- What SKILLS are you going to try and master this school year?
- Which HAT will you try to wear more often?
- What topic do you want to investigate now and learn more about?



# MY PHILOSOPHY & DAILY HARDWARE SETUP


***There is no shame in not knowing. Life is Learning. Embrace Curiosity!***

*"To master a new technology, you have to play with it." - Jordan Peterson*




## Hardware connections I use every day:

- Audio cable running from speaker system into MacBook
- MacBook plugged into the projector
- iPad plugged into a MacBook →
  - Display iPad screen on Mac with **QUICKTIME PLAYER**
    - With the iPad connected, **OPEN** Quicktime Player on the Mac.
    - Go to FILE --> NEW MOVIE RECORDING
    - Switch Camera and Microphone to your iPad
      - *Use the little arrow next to the red record button.*
      - *Adjust volume and maximize the screen and you are all set!*



## Sometimes I will also use:

- An iPad plugged directly into the projector and speaker
  - *Instead of through the computer.*
  - *This will minimize audio delays for rhythm and timing-related apps.*
- A separate Bluetooth Mouse/Trackpad can also be helpful.



## Device Settings to play with on a Mac or iPad:

- Dock, Mission Control, Spotlight, Do Not Disturb, Display, Keyboard Shortcuts, Gestures, Text Replacement, Siri Shortcuts, Split View, Slide Over, Screenshot, and more!
- Read the manual for your device to discover all that it can do!



# The Hats we Wear

- What are our strengths and weaknesses?
- How can we balance our responsibilities?
- Where should we focus our time?



**CLASSROOM  
MANAGER**



**TEACHER**




**PEDAGOG**



**PROGRAM  
MANAGER**



**CONCERT HOST**



**CONDUCTOR**

**COMPOSER /  
ARRANGER**



**RECRUITER**



**COMMUNICATOR**



**VACATIONER**

## Review your Ratings and Set Some Goals

- **WHERE DO YOU SEE ROOM FOR IMPROVEMENT?**
- **PICK 1 OR 2 HATS YOU WILL TRY TO LEVEL-UP THIS SCHOOL YEAR.**

















# My Favorite TECH TOOLS & STRATEGIES

AND THERE IS SO MUCH MORE!

## OTHER MUSIC APPS (AND WEBSITES)

**PEDAGOG** **PROGRAM MANAGER**

**COMMUNICATOR** **CONDUCTOR**

**TEACHER** **COMPOSER / ARRANGER**

**CLASSROOM MANAGER**

**RHYTHM SKILLS**

Rhythm Sight-Reading Trainer  
<http://4four.io> (Rhythm Website)  
 EasyBeats3 (Drum Machine)

**REFERENCE**

Fingerings ilproov

**THEORY**

Tenuto (MusicTheory.net)  
 XBeats

**EAR TRAINING**

ThetaMusicTrainer  
 iTunes Musiclock

**NON-MUSIC APPS  
(AND WEBSITES)**

Clocks Scanner Pro  
 Teleprompter Otter Speechify  
 BetterSleep (formerly Relax Melodies)  
[www.online-stopwatch.com](http://www.online-stopwatch.com)

**RECORDING**

Acapella  
 SoundTrap

Lined writing area for notes.



# Time for the FOLLOW-UP

DIGITAL WHITEBOARD APPS

★ TONAL ENERGY TUNER

## Pick your FAVORITE NEW TECH TOOL

EMAIL & WEBSITE MANAGEMENT

★ IDOCEO (GRADEBOOK APP)

What skills are you going to try to master this school year?

★ CANVA / DOCUMENT CREATION

OTHER MUSIC APPS/WEBSITES

SPREADSHEET MAGIC



PROGRAM MANAGER



CLASSROOM MANAGER



TEACHER



PEDAGOG



CONDUCTOR

## Which HAT will you try to wear more often?

How will you use technology to balance the load this school year?



COMMUNICATOR



RECRUITER



VACATIONER



CONCERT HOST



COMPOSER / ARRANGER

Thanks for coming!  
Let me know if you have any questions.