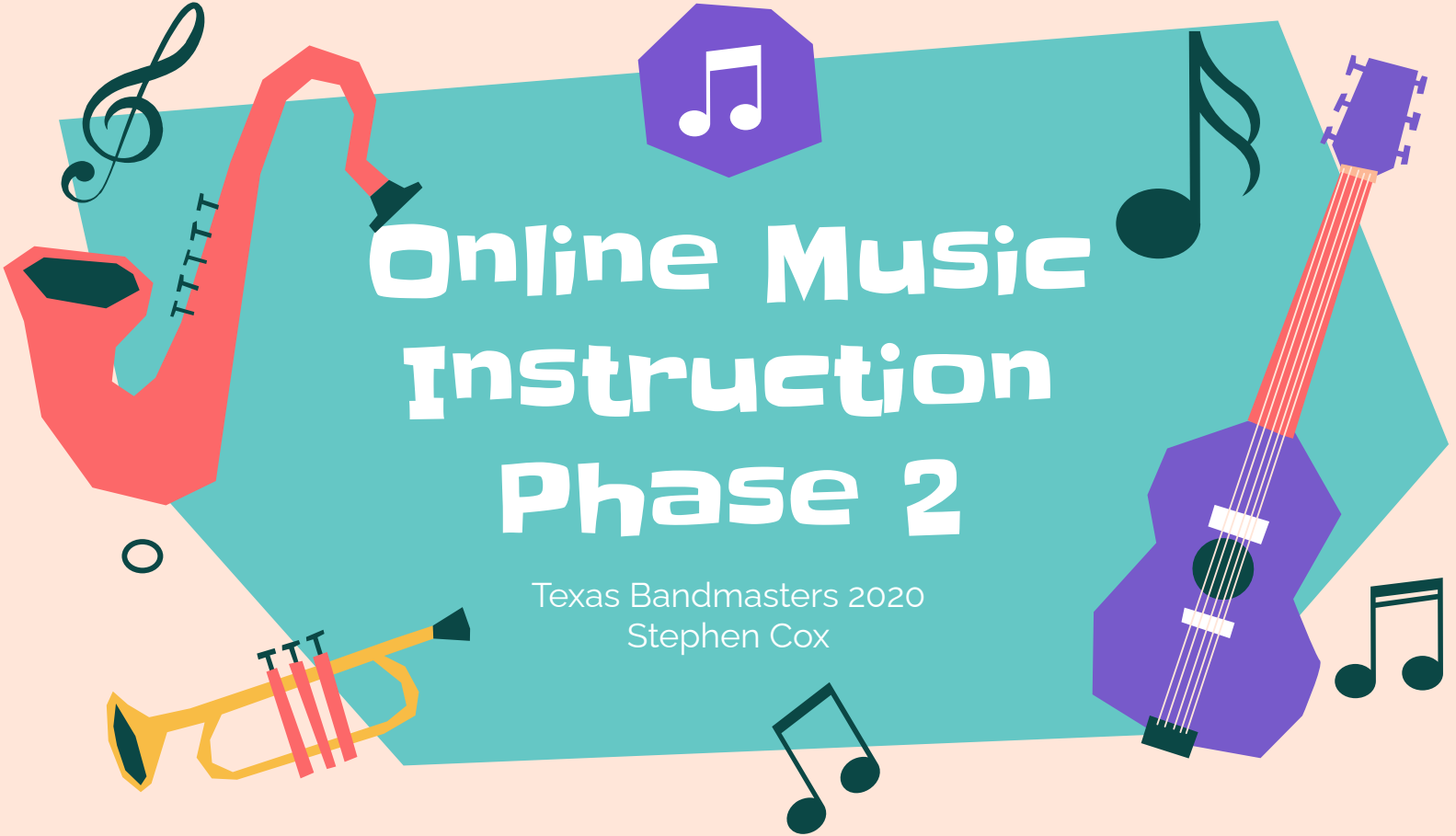




**Texas Bandmasters Association
Virtual Convention July 20-22, 2020**

**Online Music Instruction Phase 2:
Strategies for Deeper Learning No
Matter What Happens Next**

**CLINICIAN:
Stephen Cox**



Online Music Instruction Phase 2

Texas Bandmasters 2020
Stephen Cox

INTRODUCTION

This clinic is going to be a buffet of ideas and concepts. Phase 2 means that this time we have a plan!

(I'm going to be talking very fast)





Presentation Overview

01

Rehearsals

Practicing
together

02

Online Instruction

Learning any and
everything at a
distance

03

Open Ended and PBL

Students take
control of their
own learning

04

Performances/ Community Engagement

How to stay
relevant and
proud

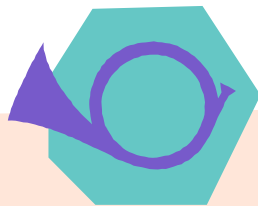
EASTLAND HS BAND







Eastland Staff:
Stephen Cox
Jett Lowrance
Juan Hernandez



EastlandBand.com
click "blog"





Eastland Band During the Pandemic

VIDEO BREAK!!!



01

Rehearsals

How do we replicate the primary
means of band instruction?

(Zoom, Google Meets, Youtube)

Rehearsal Philosophy

What do we think a rehearsal is?

1. Performing music in real time with one another.
 - a. This is not possible
 - b. Everything else on this page is possible!

What is a rehearsal actually?

1. Accountability for practicing
2. Ear training
3. Instrumental Techniques
4. Ensemble Skills Training
5. Opportunity for team growth, social interaction
6. Instant Feedback for individual and group performance

Three Basic Methods



Teacher Led

Similar to regular class. Teacher Guides Rehearsal



Student Led

Students break into small groups with section leader



Pre-recorded

Like a home workout video. May work for well regular exercises.

Teacher Led

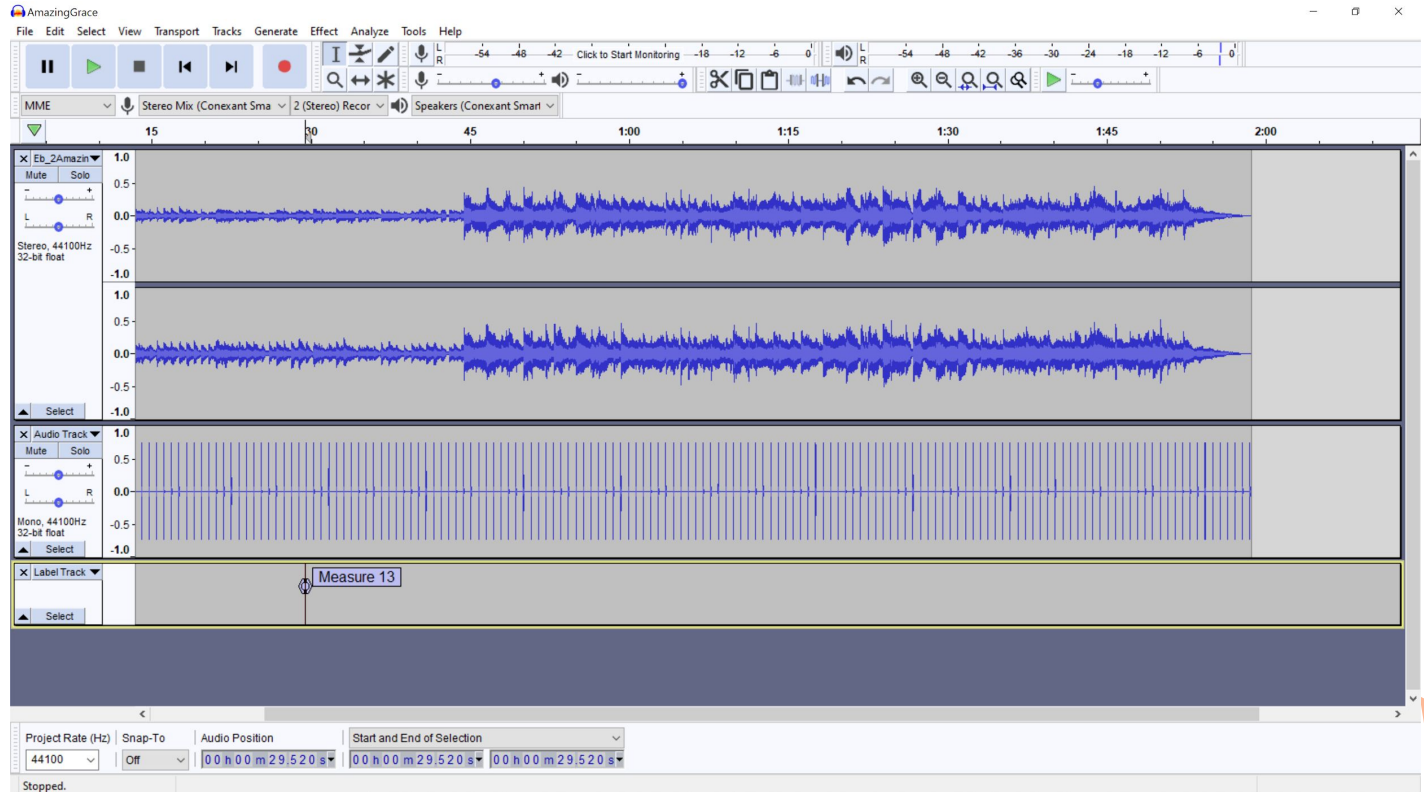
Tools and Exercises:

1. Screen share metronome, tuner, DAW with music recordings.
2. Give feedback that you would normally give (know the score and prepare rhythms)
3. Call and response (students evaluate themselves)
4. F around the Zoom

Preparation is incredibly important for a good online rehearsal. Don't wing it and send the plan early.

Audacity

Ctrl B
to add
label



Student Led

Section Leader or small groups

1. Small groups allow section to focus on their parts independently and gives leadership responsibility.
2. Give you section leader a plan and time stamps.
3. Expect the section leader to play the part with a metronome call and response style.
4. Opportunity for “play offs” or recording.
5. Can be during a full rehearsal or completely separate.

Student Led Example Plan

10:00 - Greet everyone in your section. Each member shares their favorite tv show, book, or game they've played in the last week.

10:05 - Demonstrate Measures 123 - 154 with metronome at 84 bpm. Point out and count at least one challenging rhythm.

10:08 - Everyone counts and fingers the passage together (84 bpm)

10:10 - 5 minutes individual practice. Section leader is ready to answer questions.


10:15 - Play the section together 3 times

10:20 - Rejoin main group

Pre-recorded

Video recorded exercises-

1. Breaks up rehearsal
2. Always last the same amount of time
3. Can be used asynchronously



Flipgrid and social challenges with Jett Lowrance

VIDEO BREAK!!!



02

Online Instruction

Delivering new content
completely remotely. Oh No!

Music Concepts You Could Teach

Here are the things we might teach

1. Music Theory
2. Music History (Instruments, Musicians, Local)
3. Science of Music
4. Music Current Events
5. Improvisation
6. Composition
7. Listening and analysis
8. Music Educator/Music Education
9. Instrumental Methods

CONCEPTS



b

Content Delivery

Packets, pre-recorded
video, live video
conferencing, books,
audio

**Teacher side*

Practice/ Assessment

Online/paper test,
essays, videos,
worksheets, online
activities, projects (more
on that later!)

**Student Side*



Methods and tools for Assessment

1. Quizzes and test(Paper, Google Forms etc)
2. Essays
3. Worksheets (Online tools like MusicTheory.net)
4. Smart Music
5. Video and audio submissions (Email, Google Classroom)
6. Peer Group Accountability
7. PBL and Open Ended (I swear we'll get to it!)

Sample Lessons

- Students read and answer question about a current music news article or historical account.
- Students watch a music theory lesson, practice on [musictheory.net](https://www.musictheory.net) and then apply the concept to a short compositional example.
- Students watch a lesson about a composer and have to select a work by them and write a listening report.

More Complex

- Students take on the role of a UIL judge. Using the UIL rubrics they judge online performances of marching / concert bands and justify their ratings. (Next steps, compare the ratings given and discuss in the groups). *Mike Lunney Credit*
- Students listen to a jazz solo. Teacher divides the solo into individual measures and each student transcribe one measure and record it on their instrument. Videos can be combined into a performance.

History Project

1. Each student interviews a former member of your band program with a preselected set of questions. Interviews are recorded.
2. Students write a summary of the experiences including what they learned.
 - a. Students could combine segments of different interviews to tell a story in audio or visual mediums.
 - b. Students could investigate and perform an old favorite song dedicated to an alumni.
 - c. Students can share a library of interviews with local community.



03





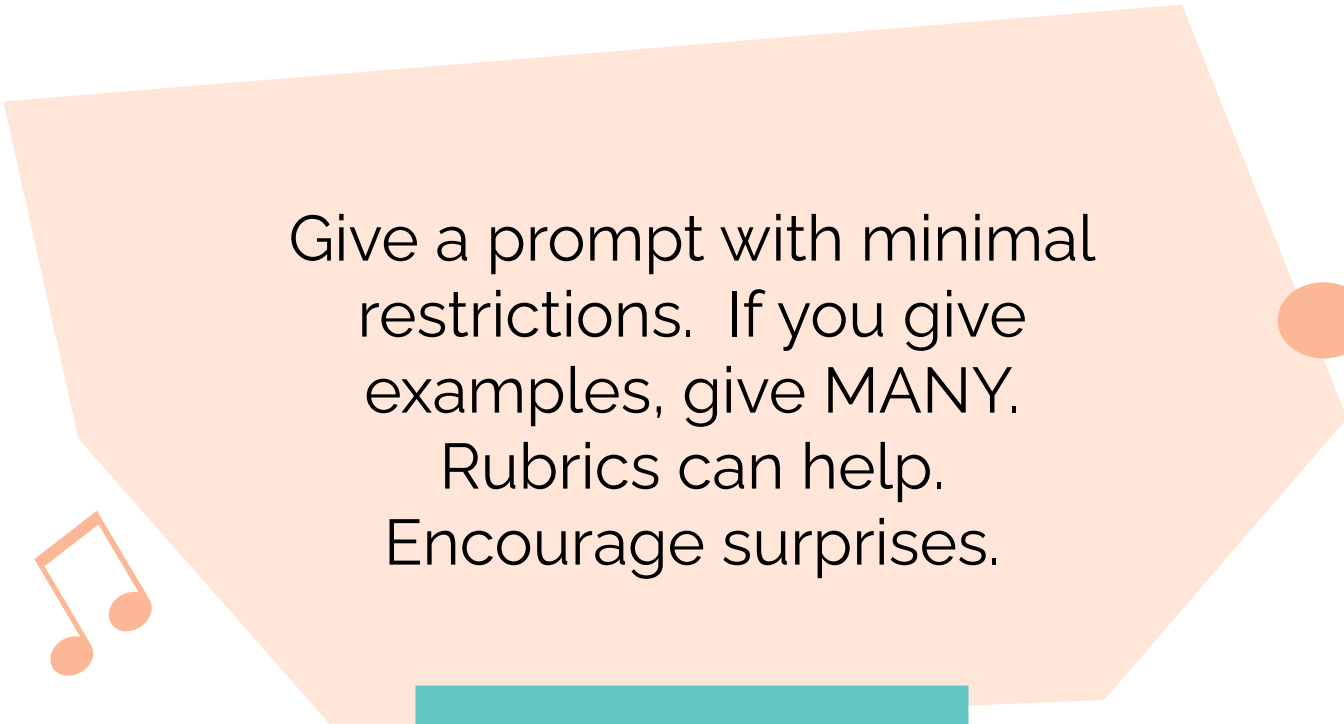
Open Ended Assignments

Thinking outside the box...
By removing the box!



Open Ended Assignments With Stephanie Cox

VIDEO BREAK!!!



Give a prompt with minimal
restrictions. If you give
examples, give MANY.
Rubrics can help.
Encourage surprises.

Open Ended

EXAMPLES



Performance

Learn to perform
your favorite
song.

Cross Curricular

Visually
represent a song
with art


Technology

Make a podcast
episode about
something
music related

Project Based Learning (PBL)

Example lessons:

- Homemade Instruments
- Students select music and make a program (with program notes) for an imaginary concert. (include sheet music prices)
- Record video library of marching fundamentals
- Virtual concerts are PBL (just like regular concerts)
- Composition and performance assignments



Ten Tips for Better Instructional Videos

VIDEO BREAK!!!



04

Performances

Pride, community, and
relevance

What is a performance?

- Student output (pride and accomplishment)
- Community exposure
- Group Project
- Community Music Education
- Institutional (school) exposure and relevance

Virtual Full Bands are HARD!!!

- Student accuracy must be high
- Editing requirements are substantial
- A lot of editing “magic” must happen

However, end results are really cool.

Adobe Audition

File Edit Multitrack Clip Effects Favorites View Window Help

Files Favorites

Name Status Duration

> Alondra1.mov 2:2f

> BraedenMcDonald.mov 4:4

> Bryson LEAR 44100 1.wav 4:1

> Bryson LEAR.mp4 4:1

> Catherine.mov 4:3

> Clang.wav 4:0

> Colten Henry.wav 4:2

> Daniela Coyote.mov 4:3

> HallieHagan.mov 4:3

> Heath S nc 44100 1 wav 4:1

Media Browser Effects Rack Mar

Presets: (Default)

Clip: Zayden Fox.MOV (Track 68)

1 2 3 4

History Video

Editor: LowBrass.sesx Mixer

hms 0:30 1:00 1:30 2:00 2:30 3:00 3:30 4:00 4:30 5:00

Track 54 Track 55 Track 56 Track 7 Track 57 Track 58 Track 59 Track 60 Track 61 Track 8 Track 62 Track 63 Track 64 Track 65 Track 66 Track 67 Track 68 Track 69 Track 70

Jessica Rice

Kaycee Clark 44100 1

Joseph Trent 44100 1

PETE JAMESON Alto.MOV

Catherine.MOV

JoshuaKarki 44100 1

Daniela Coyote.MOV

HallieHagan.MOV

Colten Henry... Colten Henry.MOV

BraedenMcDonald.MOV Vol...

SierraBorchard.MOV

Alondra1... Alondra1...

Lance Tinkle

IMG_6064 IMG_6064 P IMG_6065 IM... IMG_6066

Zayden Fox.MOV

Clang

Timpani

Pan

Pan

Pan

Volume

Volume

Pan

Pan

Pan

Pan

Volume

Pan

Pan

Pan

Volume

Volume

Pan

Pan

Pan

4:06.948

Levels Selection/View

Multitrack Session Backup save completed in 0.08 seconds

44100 Hz • 32-bit Mixing 177.59 MB 8:47.832 3.66 TB free

Effect Controls Lumetri Scopes Program: MixDown2_mixdown

(no clip selected)



00:04;02;23

Fit

1/4

00:04;08;21

00:04;02;23

Project: MusicVideo

MusicVideo.prproj

- Name
- IMG_5611.jpg
 - Joel Hernan
 - TrentonWe
 - Daniela Coy
 - P1050453-2
 - Cadence Ch
 - RyanJames
 - A 1 (25).mo
 - EBAA IRON
 - Leslie 2.mo
 - AliciaRodric
 - David Smitt
 - Bryson LEA

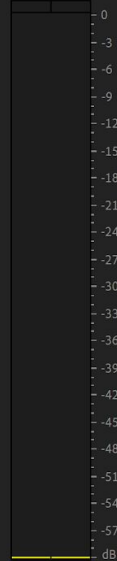
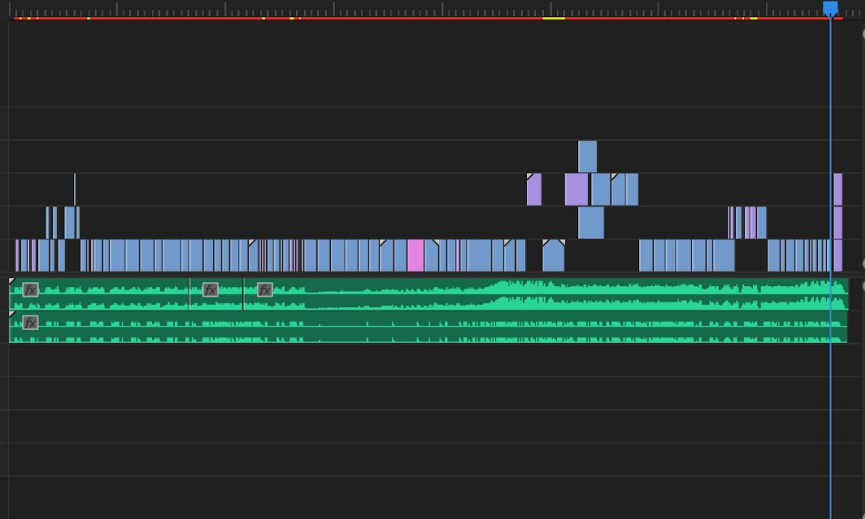
MixDown2_mixdown

00:04;02;23



- | | | | |
|--------|-----|---|--|
| V5 | | | |
| V4 | | | |
| V3 | | | |
| V2 | | | |
| V1 | | | |
| A1 | M | S | |
| A2 | M | S | |
| A3 | M | S | |
| A4 | M | S | |
| A5 | M | S | |
| Master | 0.0 | | |

00:00 00:00;32;00 00:01;04;02 00:01;36;02 00:02;08;04 00:02;40;04 00:03;12;06 00:03;44;06 00:04;08;21



Virtual small ensembles are easy

- Small ensembles are MUCH easier to edit.
- Students can also do these in Acapella App
- You can produce many more performances over the course of a semester



Duet Performances w/ Jennifer Rodriguez

VIDEO BREAK!!!

Combine with presentations

- History
- Projects
- Electronic composition
- Introductions
- Previous footage of the band
- Documentary style updates

Online Performance



Youtube

Max potential sharing. Live premieres

Facebook

Parents, grandparents, community

Instagram

Students

Tik-tok

It's a trap!

THANK YOU

Do you have any questions?

stephen.cox87@gmail.com
EastlandBand.com

CREDITS: This presentation template was created by [Slidesgo](#), including icons by [Flaticon](#), and infographics & images by [Freepik](#)

Please keep this slide for attribution

