



# Help Students Have a Successful College Audition


CLINICIAN:  
**Larry Clark**

SPONSOR: CARL FISCHER

## 2009 Texas Bandmasters Association Convention/Clinic



**JULY 26-29, 2009**  
**HENRY B. GONZALEZ CONVENTION CENTER**  
**SAN ANTONIO, TEXAS**



# HELP YOUR STUDENTS HAVE A SUCCESSFUL COLLEGE AUDITION

Larry Clark, Clinician – Vice President,  
Editor-in-Chief, Carl Fischer Music  
larryc@carlfischer.com

Monday, July 27<sup>th</sup>, 2009 • 10:45am-11:45am • CC Room: 207

## **I. Introduction – Why is it important to present oneself in the best way possible at an audition?**

- A. Why this subject is important to me?
- B. It's about money!
- C. You will not only have a better chance at being accepted, but also at getting a scholarship.

## **II. How to Choose the Right College**

- A. The Product
  - 1. What are your educational goals?
  - 2. Does it match the school's mission and strengths?
  - 3. Other important considerations.
- B. The Retail Value
  - 1. Is the cost worth it?
  - 2. Are scholarships an option?
  - 3. You may get what you pay for.
- C. Other Factors of Lesser Importance

## **III. How to Audition**

- A. It is like a job interview.
- B. Picking the right music to play – it must be balanced.
  - 1. Do your homework – visit the school's website so you know about its requirements.
  - 2. Prepare everything! Ex: solos, etudes, scales, orchestral excerpts.
  - 3. Showcase contrasting styles.
- C. Appearance matters!
- D. Arrive early and get acclimated.
- E. Know what to expect before the audition. Check out the room beforehand if you can.
- F. Know what to bring.
- G. Be sure to ask questions. You are interviewing the school, too!

⇒ Continued from other side.

H. Do you need a pianist?

I. Try to take a lesson before the audition. If not before then during your visit.

J. Preparation, preparation, preparation!

1. Solos
2. Etudes
3. Scales
4. Orchestral Excerpts

#### IV. Other things to consider

- A. Piano placement exam.
- B. Theory placement exam.

#### V. There is no such thing as over-preparation.

- A. Do a mock audition with teachers, friends and family.
- B. Play your audition material in a variety of different settings.
- C. Having more music ready than is needed is better than not having enough.


#### VI. Why it is important for band directors to help their students in this area.

# Protocol: A Guide to the Collegiate Audition Process


Compiled and Edited by Larry Clark and Daniel Schmidt

This essential series provides high school students, with or without a private teacher, with a comprehensive collection of materials that will satisfy the needs of most college/university music auditions. Available for flute, clarinet, and trumpet, each book includes the most frequently requested audition requirements from online websites at many universities.


This collection will aid students by exposing them to the expectations of the audition process, assisting their preparation for this process, and creating a comfort level that allows students to present themselves in the best light possible. These books are indispensable guides for every student planning to audition for a collegiate music program.



WF58 – Flute – \$19.95



WF59 – Clarinet – \$19.95



WF60 – Trumpet – \$19.95

