



*Beginning Band:
On Being a Visionary*

*Clinician:
Lynne Jackson*

*Sponsors:
Texas Bandmasters Association & Conn-Selmer, Inc.*

*Texas Bandmasters Association
59th Annual Convention/Clinic*

July 21-24, 2006

*Henry B. Gonzalez Convention Center
San Antonio, Texas*

Beginning Band: On Being a Visionary Teacher

Lynne Jackson

TBA Clinic, 2006

The First Year:

POSTURE

HAND POSITION

EMBOUCHURE/TONE PRODUCTION

ARTICULATION

Music reading : notes and rhythms

Scales: F, Bb, Eb, Ab, C and Chromatic

Breathing

Tempo, feeling of time

Musical Terms, Language

The Three Learning Styles

Aural – learning through verbal instruction.

Visual – learning through the use of visual demonstration.

Kinesthetic – learning through feeling, experiencing and muscle memory.

The Book

Have a Book. Your Book. Throughout the year develop a daily drill that includes tone, articulation, slur, scale and range studies. These studies are generally taught by rote and are sequential. I spend at least 50% of the class on these studies.

Develop These Throughout The Year:

Classroom Atmosphere:

Self Discovery:

Listening Skills:

Music Reading:

Rhythm

Feeling

Math

Breathing

Musical Terms, Language

Teaching Horn Basics

Lynne Jackson

1 THE "HOME-BASE" NOTES 2 3 4 ADD F + b 5

6 7 8 This comes later 9 10

11 12 13 this comes later 14 15

16 TONGUING 17 18 Listening + feeling is essential 20
Turn long note "to" articulation

21 HOT CROSS BUNS 22 23 24

25 26 27 28
Also, learn all tongued

29 HOT CROSS IN E^b 30 31 32
You might want to teach this in E^b first

33 34 35 36


Detailed description of the musical score: The score is divided into measures 1 through 36. Measures 1-5 are titled 'THE "HOME-BASE" NOTES' and show a sequence of whole notes: C4, D4, E4, F4, G4. Measure 4 has a handwritten note '4 ADD F + b'. Measures 6-10 show a sequence of eighth notes: C4, D4, E4, F4, G4, A4, B4, C5. Measures 11-15 show a sequence of quarter notes: C4, D4, E4, F4, G4, A4, B4, C5. Measures 16-20 are titled 'TONGUING' and show a sequence of quarter notes: C4, D4, E4, F4, G4, A4, B4, C5. Measures 21-24 are titled 'HOT CROSS BUNS' and show a sequence of quarter notes: C4, D4, E4, F4, G4, A4, B4, C5. Measures 25-28 show a sequence of quarter notes: C4, D4, E4, F4, G4, A4, B4, C5. Measures 29-32 are titled 'HOT CROSS IN E^b' and show a sequence of quarter notes: C4, D4, E4, F4, G4, A4, B4, C5. Measures 33-36 show a sequence of quarter notes: C4, D4, E4, F4, G4, A4, B4, C5. Handwritten annotations include 'This comes later' with arrows pointing to measures 8 and 13, 'Listening + feeling is essential' with an arrow pointing to measure 18, 'Turn long note "to" articulation' with an arrow pointing to measure 17, and 'Also, learn all tongued' with an arrow pointing to measure 28. A final note at the bottom left says 'You might want to teach this in E^b first'.

ALL LEGATO - ONE AIR STREAM - LEGATO STYLE

MARY HAD A LITTLE LAMB (E \flat)



MARY IN C



TWINKLE TWINKLE



ALL THE WHILE I AM TEACHING PAGE 1+2, I AM TEACHING
THE MUSICAL ALPHABET & COUNTING IN 4's, 3's, 2's, 6's etc...
ALL WITH METRONOME AND/OR CONDUCTING

Musical Alphabet

m.m. = 88

A	B	C	D	E	F	G	A
B	C	D	E	F	G	A	B
C	D	E	F	G	A	B	C
D	E	F	G	A	B	C	D
E	F	G	A	B	C	D	E
F	G	A	B	C	D	E	F
G	A	B	C	D	E	F	G

Teaching Horn Basics; Part II

moving from note to note

1 STEPS

2

3

4

5

6

7

8

9

10

11

12

13

14

15

16

17 C SCALE

18

19

20

21 INTERVALS

22

23

24

25

26

27

28

29

30

31

32

The image displays musical notation for 32 exercises for horn, organized into three sections: STEPS (1-16), C SCALE (17-20), and INTERVALS (21-32). The notation is in treble clef with a 4/4 time signature. Exercises 1-16 show stepwise motion in eighth and quarter notes. Exercises 17-20 show the C major scale. Exercises 21-32 show various intervals, including eighth and quarter notes, and a final exercise with a slur over the last four notes.

KEEP THE SAME FACE FOR ALL NOTES -
CHANGE "INSIDE" YOUR MOUTH, NOT OUTSIDE

SLURS

33 34 35 36

37 38 39 40

41 42 43 44

45 I LOVE THIS SLUR PATTERN (7 POSITIONS) 47 48

49 50 51 52

53 54 55 56

57 58 59 60

61 62 63 64

change from B \flat to F Horn

CHROMATIC SEQUENCE

The musical score is written on seven staves, each containing a series of notes with measure numbers 65 through 92. The notes are primarily eighth and quarter notes, with some measures containing rests. The key signature changes from one flat (B-flat) to two flats (B-flat and E-flat) between measures 71 and 72. The score is divided into two systems of four staves each, with a double bar line between the second and third staves of each system. The first system covers measures 65 to 72, and the second system covers measures 73 to 80. The third system covers measures 81 to 88, and the fourth system covers measures 89 to 92. The notes are chromatic, moving up or down by half steps. The score is written in treble clef.

65 66 67 68 69 70 71 72 73 74 75 76 77 78 79 80 81 82 83 84 85 86 87 88 89 90 91 92

French Horn Basics: Part III

Rips and the upper register

No thumb

0 12

1 2

0 1

2 0

23 12

1 2

0

ADD THIS TO COMPLETE CHROMATIC SCALE -
FROM LOW F TO G ABOVE STAFF

Major Scales for HORN

6th GRADE

The image displays eight musical staves, each representing a major scale for Horn. The scales are arranged in three groups: three in G major, three in B-flat major, and two in E-flat major. Each staff begins with a treble clef and a key signature of one sharp (F#) for G major, two flats (Bb, Eb) for B-flat major, and three flats (Bb, Eb, Ab) for E-flat major. The scales are written in half notes, with a slur covering the entire scale. The first staff is G major (G4-A4-B4-C5-D5-E5-F#5-G5). The second staff is B-flat major (Bb4-C5-D5-E5-F#5-G5-A5-Bb6). The third staff is E-flat major (Eb4-F4-G4-A4-B4-C5-D5-Eb6). The fourth staff is G major (G4-A4-B4-C5-D5-E5-F#5-G5). The fifth staff is B-flat major (Bb4-C5-D5-E5-F#5-G5-A5-Bb6). The sixth staff is E-flat major (Eb4-F4-G4-A4-B4-C5-D5-Eb6). The seventh staff is G major (G4-A4-B4-C5-D5-E5-F#5-G5). The eighth staff is B-flat major (Bb4-C5-D5-E5-F#5-G5-A5-Bb6). The eighth staff is E-flat major (Eb4-F4-G4-A4-B4-C5-D5-Eb6).

NOTE STYLES



Trumpet / Horn Audition Music 2006

legato

1 *mf*

2

3

4

5

6

7

8 *p* *mf*

9

10

11

12

13 *mp*

14

15

16

17 *mp*

18

19

20 *f*

21

22

23 *rit*

24

This musical score is for a Trumpet/Horn Audition, consisting of 24 measures. It is written in 3/4 time and treble clef. The tempo/style is marked 'legato'. The dynamics are marked as follows: *mf* (measures 1-4), *p* (measure 8), *mf* (measure 8), *mp* (measures 13-14), *mp* (measures 17-18), and *f* (measure 20). The score includes various musical notations such as eighth notes, quarter notes, half notes, and slurs. There are also dynamic markings like *p* (piano) and *f* (forte), and a *rit* (ritardando) marking at measure 23. The score is divided into six systems of four measures each.

Trumpet/Horn Audition Music 2006

have students write the music over the counting


legato

5 6 7 8


1 4 2 4 3 4 1 4 2 4 3 4 1 4 2 4 3 4

Measures 9-12 of the piece. Measure 9 is a whole note G4. Measure 10 is a half note G4 and a half note F#4. Measure 11 is a half note F#4 and a half note E4. Measure 12 is a half note E4 and a half note D4. The notation includes a treble clef, a key signature of one sharp (F#), and a common time signature (C). The notes are G4, F#4, E4, and D4. The rhythm is 1 + 2 + 3 + for each measure.

13 14 15 16



17 18 19 20



A musical staff with a treble clef. There are four vertical bar lines dividing the staff into four measures. The measures are numbered 17, 18, 19, and 20 above the staff.

A musical staff with a treble clef. The staff is divided into four measures by vertical bar lines. The measures are numbered 21, 22, 23, and 24 above the staff. The first measure (21) contains a single eighth note on the first line (F4). The second measure (22) contains a single eighth note on the second line (G4). The third measure (23) contains a single eighth note on the third line (A4). The fourth measure (24) contains a single eighth note on the fourth line (B4).